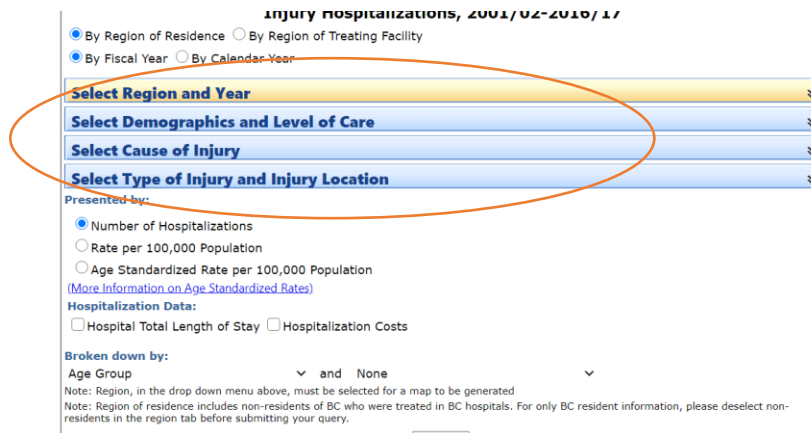


How to Use the Injury Data Online Tool (iDOT)

Select search parameters

- All iDOT tools function in a similar manner. The interface consists of dropdown/accordion, tabs, radio buttons and check boxes that allow the user to refine their selections. Various categories can be selected or unselected through the use of the check boxes.
- Select the dropdown/accordion to provide details on parameters available.



Injury hospitalizations, 2001/02-2016/17

By Region of Residence By Region of Treating Facility
 By Fiscal Year By Calendar Year

Select Region and Year **Select Demographics and Level of Care**
 Select Cause of Injury **Select Type of Injury and Injury Location**

Presented by:

Number of Hospitalizations
 Rate per 100,000 Population
 Age Standardized Rate per 100,000 Population
[\(More Information on Age Standardized Rates\)](#)

Hospitalization Data:

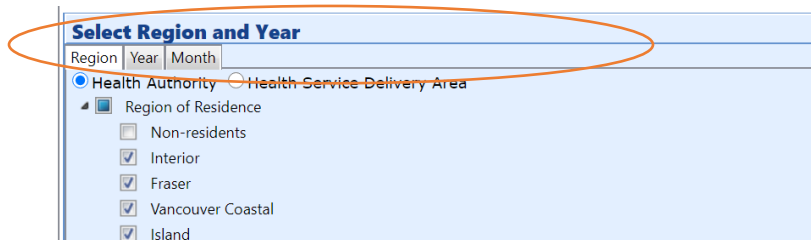
Hospital Total Length of Stay Hospitalization Costs

Broken down by:

Age Group and None

Note: Region, in the drop down menu above, must be selected for a map to be generated
 Note: Region of residence includes non-residents of BC who were treated in BC hospitals. For only BC resident information, please deselect non-residents in the region tab before submitting your query.

- Select tabs and radio buttons that offer options for further details.



Select Region and Year

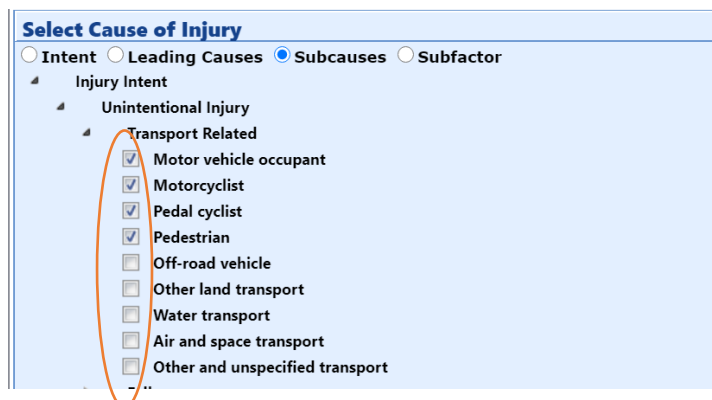
Region | Year | Month

Health Authority Health Service Delivery Area

Region of Residence

Non-residents
 Interior
 Fraser
 Vancouver Coastal
 Island

- Select or deselect checkboxes based on your query of interest.



Select Cause of Injury


Intent Leading Causes Subcauses Subfactor

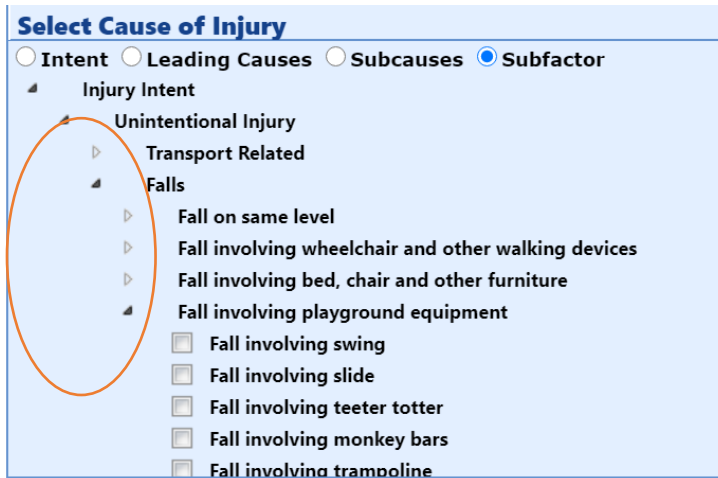
Injury Intent

Unintentional Injury

Transport Related

Motor vehicle occupant
 Motorcyclist
 Pedal cyclist
 Pedestrian
 Off-road vehicle
 Other land transport
 Water transport
 Air and space transport
 Other and unspecified transport

- By default, all options are checked. Deselect the relevant sections to create filters. By selecting specific parameters in the search selection, outputs in the form of tables and charts will be generated.
- Click on the  icon to open the menu and further refine your search.



- A summary of your selected parameters, as well as the date and time of your search, will appear before each outputted table and chart. This will allow you to cross-reference your selections.

Query Criteria:

Broken down By: Cause of Injury, None
Age Group: Less Than 1, 1-4, 5-9, 10-14
Body Part: All
Cause: Fall involving swing, Fall involving slide, Fall involving teeter totter
Level of Care: Acute
Month: April, May, June, July, August, September, October, November, December, January, February, March
Place of Occurrence: All
Region: Interior, Fraser, Vancouver Coastal, Island, Northern, BC Unspecified
Sex: All
Type: All
Year: 2014/15, 2015/16, 2016/17
Query Date: Friday, June 5, 2020 2:50:43 PM

- Clear any previous selections if they are different from your new query. A quick way to do this is to select the New Query feature at the top of the page.

[New Query](#)

Export your table(s)

- Use the export button to export tables to either Microsoft Excel, Word, or a text file.

Export Results:

Export Type: Excel
 Word
 Text

Due to the varying versions of computer compatibility, if you encounter a problem exporting the data, please save the query first and then open in the appropriate application

- To copy, save or print charts, right click on the image and choose the appropriate selection.

Note: Interpretation and meaning of the data charts and tables is the responsibility of the user. If you require assistance in interpreting the charts and tables, or if you have further questions, please contact BCIRPU at 604-875-3776 or bcinjury@bcchr.ca. Definitions for causes of injury, crude and age-standardized rates can be viewed in the glossary within each data tool.